

Stoebich Fire & Smoke Curtain P

The premium textile fire protection closure to match highest demands and to achieve large dimensions

Product Description

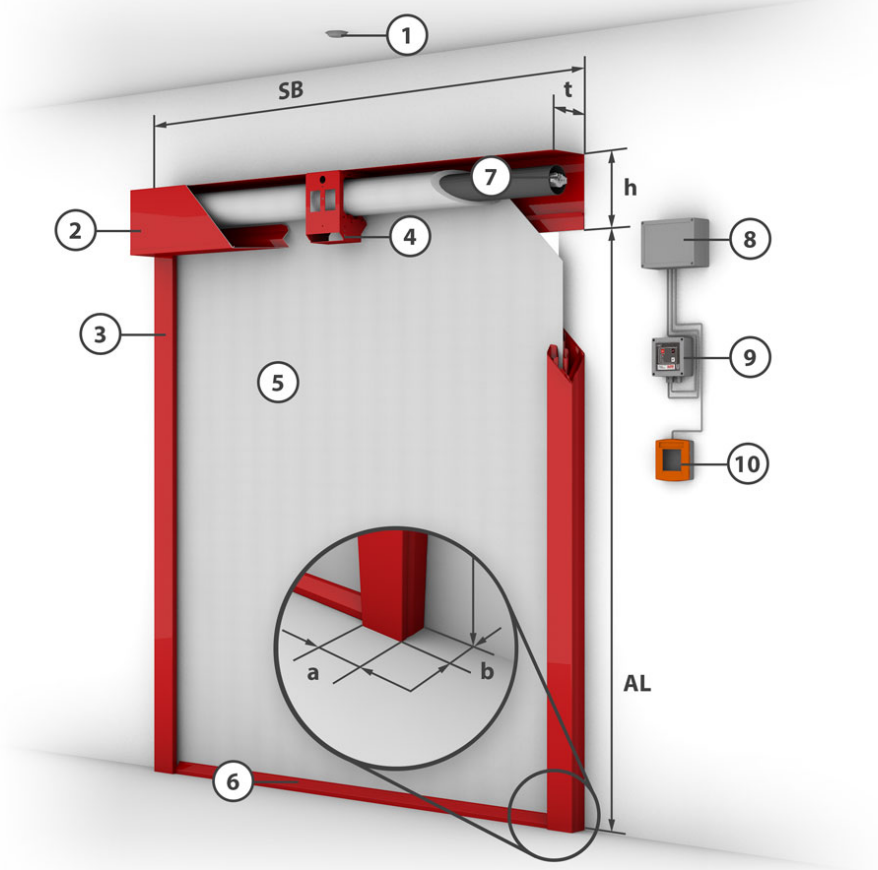
Ideal for efficient fire protection with large dimensions: The textile fire protection curtain Stoebich Fire & Smoke Curtain P is approved in widths up to 32.8' and rolling lengths up to 24.9'. Larger dimensions are technically possible. Various fire protection classes can be flexibly implemented using different types of fabric. A single drive system is enough to move the curtain. By default, Stoebich Fire & Smoke Curtain P is equipped with the proven "Gravigen" drive. This comes off when closing without outside energy. With numerous design variants, Stoebich Fire & Smoke Curtain P offers plenty of scope for customer-specific solutions.

construction type	textile fire protection curtain	closing direction	from top to bottom
fabric	Stoebich Fire & Smoke Fabric H • Fire & Smoke Fabric P	fire resistant	E 30 • E 60 • E 90 • E 120 • EW 30 • EW 60 • EW 90 • EW 120 • Classified in compliance with DIN EN 13501-2
fire load free zone	Meet backface temperature 250°F with sprinkler as compensation	closing cycle	10,000 cycles (drive unit)
proof	Z-6.60-2127 • UB III/B-07-010-1 • LP-1216.2/02 • UB III/08-033 • UB III/B-04-045 • UB 3.1/ 09-018 • UB 3.3/09-202 • UU IV/00-39-1 • 08/32309876 • 2011-Efectis-R0495 • UL 10 (b) (2009) • UL 10 (c) (2009) • UL 10 (d) (2009) • NFPA 252 (2012)		

Constructive structure (system drawing)

Fabric	System width (SB)	Unrolled length t (AL)	t	h
Stoebich Fire & Smoke Fabric H	≥ 2.6' - ≤ 32.8'	≤ 6.6'	7.48"	9.84"
Stoebich Fire & Smoke Fabric H	≥ 2.6' - ≤ 32.8'	≤ 19.7'	9.25"	11.41"
Stoebich Fire & Smoke Fabric P	≥ 2.6' - ≤ 5.3'	≤ 11.5'	7.48"	9.84"
Stoebich Fire & Smoke Fabric P	≥ 5.3' - ≤ 32.8'	≤ 11.5'	7.48"	7.87"
Stoebich Fire & Smoke Fabric P	≥ 2.6' - ≤ 32.8'	≥ 11.5' - ≤ 19.7'	7.48"	9.84"
Stoebich Fire & Smoke Fabric P	≥ 2.6' - ≤ 32.8'	≥ 19.7' - 24.9'	9.25"	11.41"

(Special sizes on request - technically feasible up to dimensions 22 x 9m (Protex 1100.1 A2) or 12 x 6 m (Heliotex) Stoebich Fire & Smoke)


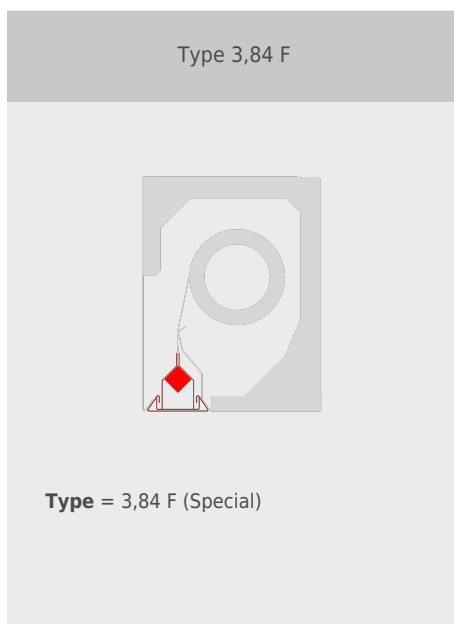



- 1 = Smoke detector
- 2 = Casing
- 3 = Side guide
- 4 = Fixing bracket
- 5 = Fabric
- 6 = Closing element
- 7 = Tubular motor
- 8 = Control module
- 9 = Control with operating unit
- 10 = Manual release

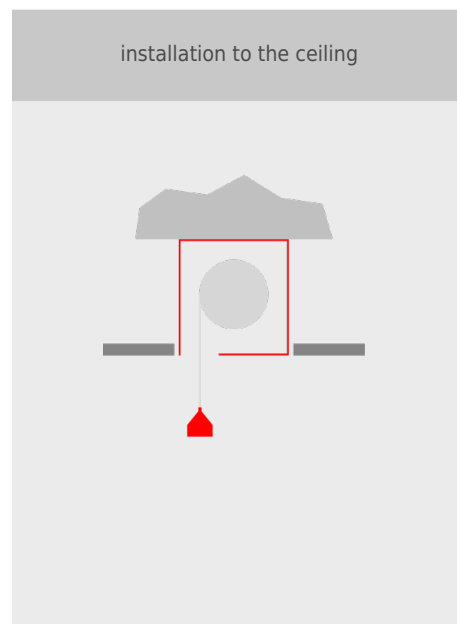
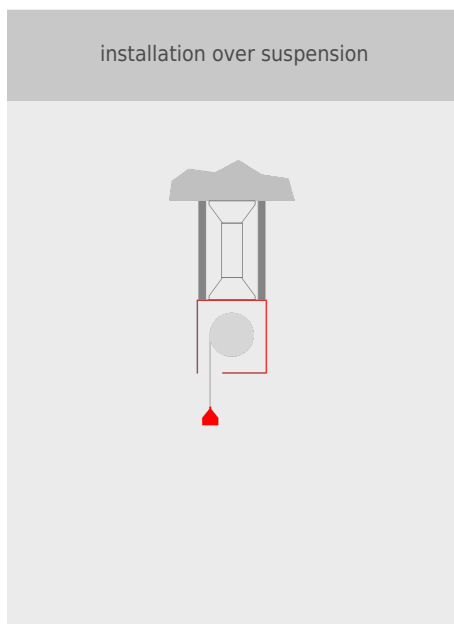
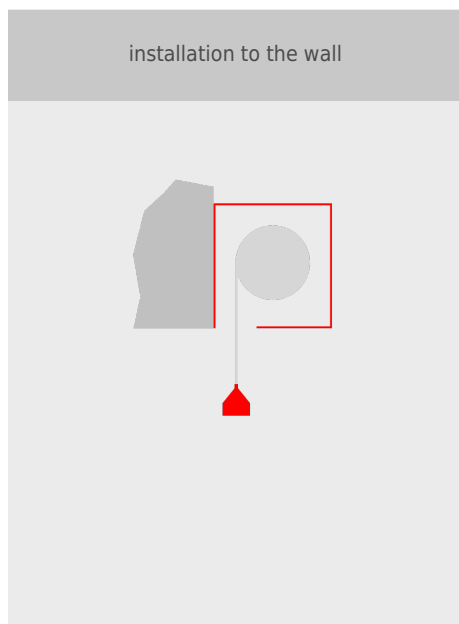
bottom bar

Standard

Special



alternatives for installation



side guides

Type 105 E (niche)

$a = 4.13''$
 $a = 105 \text{ mm}$
 $b = 2.91''$
 $b = 74 \text{ mm}$
 $AL = \leq 236,22'$
 $A = \leq 538.19 \text{ sq ft}$

Type 105 E (embrasure)

$a = 4.13''$
 $a = 105 \text{ mm}$
 $b = 2.91''$
 $b = 74 \text{ mm}$
 $AL = \leq 236,22'$
 $A = \leq 538.19 \text{ sq ft}$

Type 105 E (wall)

$a = 105 \text{ mm}$ $b = 74 \text{ mm}$
 $AL = \leq 6 \text{ m}$ $A = \leq 50 \text{ m}^2$